



## Results of Kindergarten Teacher Survey in Tehama County 2000 through 2008

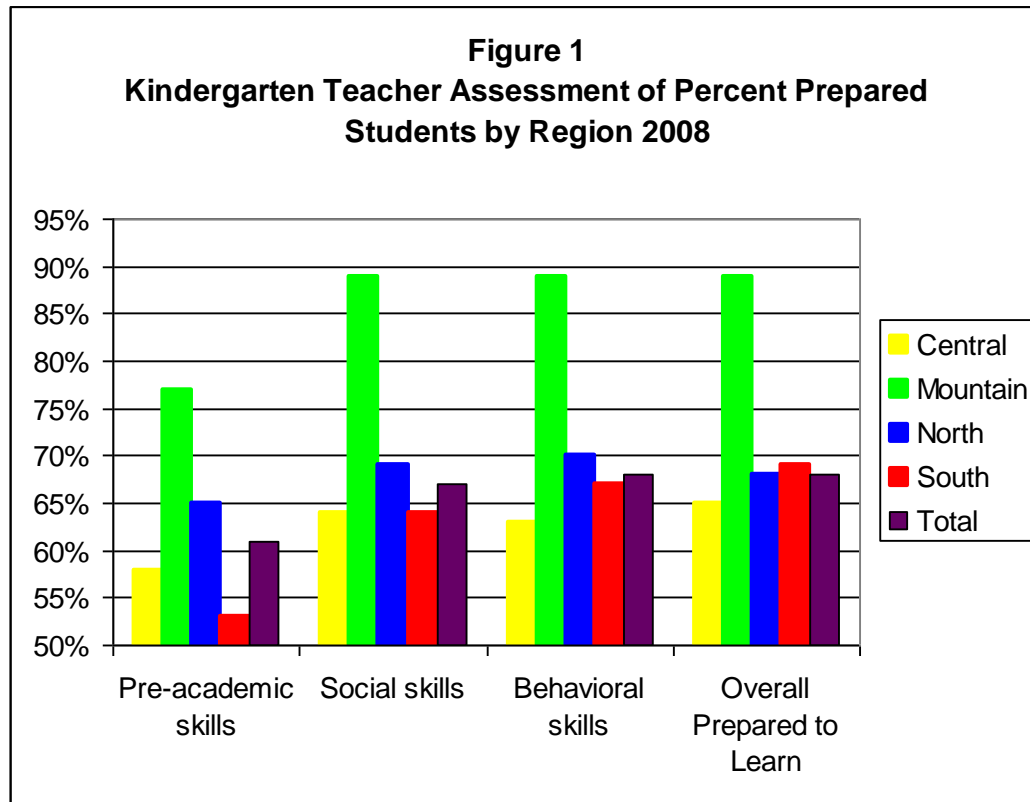
Every two years, the kindergarten teachers in Tehama County respond to a survey from First 5 Tehama about the readiness skills of their entering kindergarten class. The teachers estimate the numbers of students at varying levels of readiness (not prepared, minimally prepared, adequately prepared and very prepared) on dimensions of social, emotional, physical and cognitive development. The information is summarized and reported to the Commission and other stakeholders as a snapshot of readiness for kindergarten across the county.

### Results for 2008

Table 1 and Figure 1 show results on four critical readiness dimensions: pre-academic skills, social skills, behavioral skills and overall preparation to learn. The percentages reflect the proportion of entering Kindergarten students who were rated as very prepared or adequately prepared.

Table 1 School Readiness in 2008 By Region in Tehama County Percent of Kindergarten Students Prepared				
Region	Pre-academic skills	Social skills	Behavioral skills	Overall Prepared to Learn
Central	58%	64%	63%	65%
Mountain	77%	89%	89%	89%
North	65%	69%	70%	68%
South	53%	64%	67%	69%
Total	61%	67%	68%	68%

Overall, kindergarten teachers estimate that their students are less prepared in pre-academic skills than in other areas. By region, the south part of Tehama County (where Corning is located) and the Central region (where Gerber and Los Molinos are located) have lower proportions of students prepared academically for kindergarten. Behavioral skills among Kindergarten students from the Central region of the county lag behind other regions in the county as well.



### Trends Over Time

#### Countywide Trends

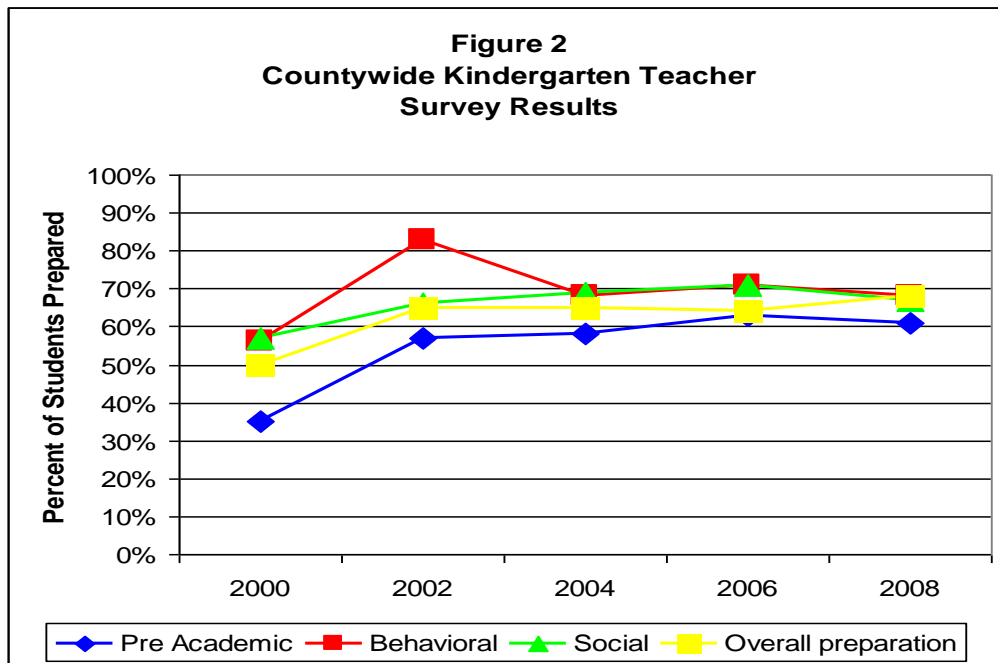
The number of kindergarten students has risen dramatically in Tehama County since 2000. In the first year the survey was administered, 32 teachers responded and they were teaching 524 kindergarten students. In 2008, 49 kindergarten teachers responded to the survey and they were teaching 850 students. This is an increase in students of 62% and an increase of teachers of 53%. The table below shows the number of teachers responding to the survey, their average years of teaching kindergarten at the school site and the total number of kindergarten children taught by the teachers.

Year	Number of Teachers Responding	Average number of years teaching kindergarten at their school site	Total number of kindergarten students
2000	32	11	524
2002	43	9	741
2004	49	8	802
2006	45	9	766
2008	49	8	850

Figure 2 and Table 3 shows countywide percentages of entering kindergarten students prepared for kindergarten. The proportion of entering kindergarten students who were rated as prepared in 2000 was lower in all categories compared to subsequent years. After 2000, kindergarten teachers tended to rate more of their entering students as adequately prepared.

Entering kindergarten students had higher behavioral skills, social skills than pre academic skills in 2000 through 2008. Countywide there was an initial drop in behavioral skills, while social skills and overall preparation to learn has remained essentially unchanged between 2002 and 2008. Pre academic skills have shown an increase of four percentage points between 2002 and 2008 indicating that there are more entering kindergarten students throughout the county that have adequate preparation in their pre academic skills.

School Year	Pre Academic	Social	Behavioral	Overall Preparation
2000	35%	57%	56%	50%
2002	57%	66%	83%	65%
2004	58%	69%	68%	65%
2006	63%	71%	71%	64%
2008	61%	67%	68%	68%



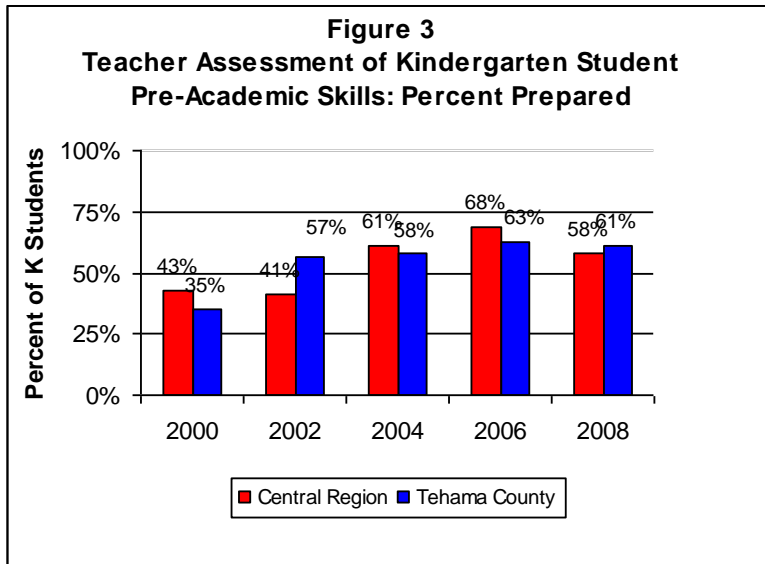
The analysis of kindergarten teacher survey results focuses in on two regions in the county where the Commission is investing resources in school readiness: the Central Region (Gerber and Los Molinos) and the Southern Region which contains Corning.

## Trends in the Central Region

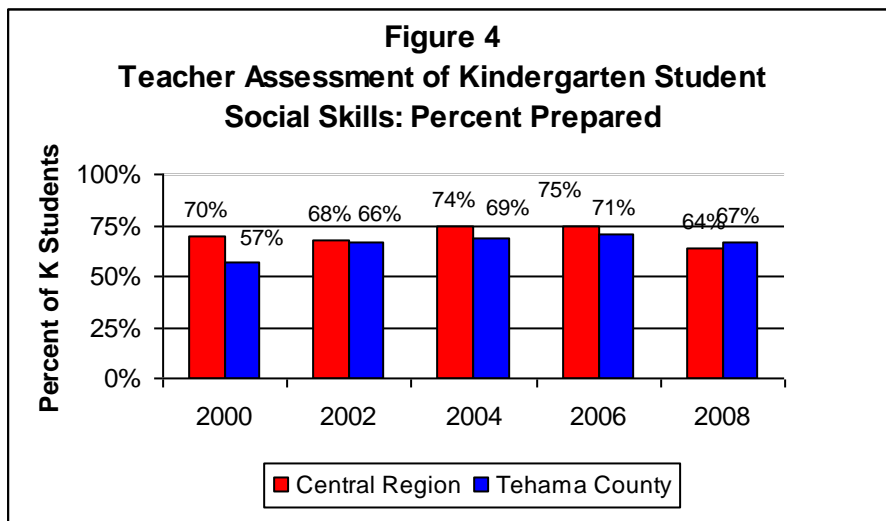
The Central Region of Tehama County includes Gerber, Lassen View, and Los Molinos Schools which are served by the Commissions School Readiness project. In 2008, eight kindergarten teachers reported on their students from this region. Table 4 shows the kindergarten teacher survey results for 2000, 2002, 2004, 2006 and 2008 for the Central Region compared to the County as a whole.

School Year	Central Region	Tehama County
<b>Pre Academic Skills</b>		
2000	43%	35%
2002	41%	57%
2004	61%	58%
2006	69%	63%
2008	58%	61%
<b>Social Skills</b>		
2000	70%	57%
2002	68%	66%
2004	74%	69%
2006	75%	71%
2008	64%	67%
<b>Behavioral Skills</b>		
2000	70%	56%
2002	90%	83%
2004	73%	68%
2006	75%	71%
2008	63%	68%
<b>Overall Preparedness to Learn</b>		
2000	53%	50%
2002	66%	65%
2004	72%	65%
2006	72%	64%
2008	64%	68%

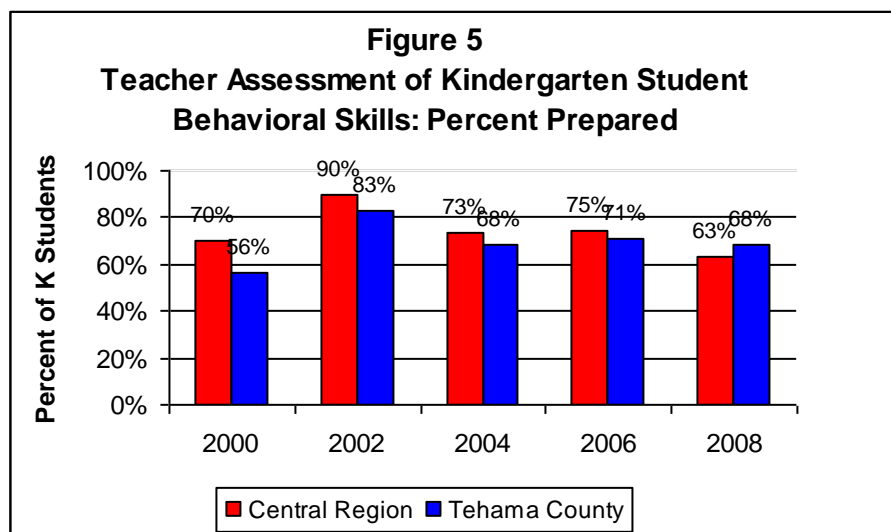
Results for 2008 were lower than results for 2006 and 2004 in all skill areas for the Central Region of the county. Figures 3, 4, 5 and 6 show the proportion of entering Kindergarten students prepared by skill area for the Central Region and the county as a whole.



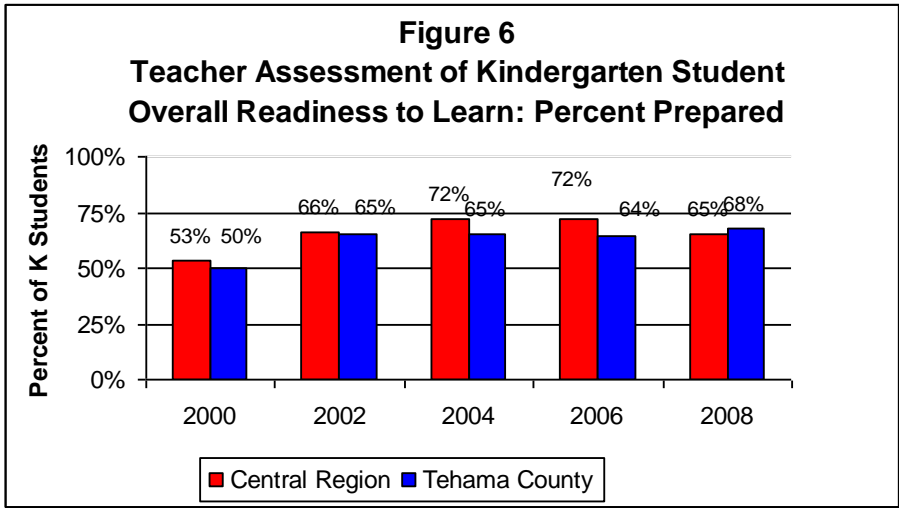
There has been a 17 percentage point increase in the proportion of entering Kindergarten students who had adequate pre-academic skills in the Central Region of the county between 2002 and 2008. In the county as a whole there was a four point increase between 2002 and 2008 in the proportion of entering kindergarten students with adequate pre-academic skills.



There was very little change in the proportion of entering kindergarten students with social skills in the Central area of the county and in the county as a whole.



There was a drop in the proportion of students with behavioral skills in the Central Region of the county as well as the county as a whole.



There was little change in the Central Region between 2002 and 2008 in the proportion of entering kindergarten students who overall prepared for school.

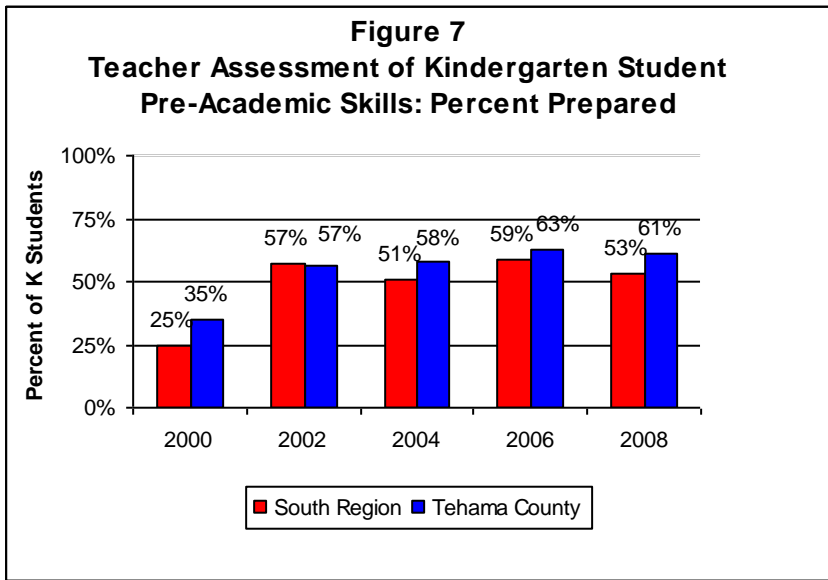
**Trends in the Southern Region**

**Table 5**  
**Percent of Kindergarten Students Prepared: Southern Region**

School Year	Southern Region	Tehama County
<b>Pre Academic Skills</b>		
2000	25%	35%
2002	57%	57%
2004	51%	58%
2006	59%	63%
2008	58%	61%
<b>Social Skills</b>		
2000	58%	57%
2002	58%	66%
2004	66%	69%
2006	61%	71%
2008	64%	67%
<b>Behavioral Skills</b>		
2000	52%	56%
2002	82%	83%
2004	61%	68%
2006	63%	71%
2008	63%	68%
<b>Overall Preparedness to Learn</b>		
2000	53%	50%
2002	62%	65%
2004	56%	65%
2006	60%	64%
2008	64%	69%

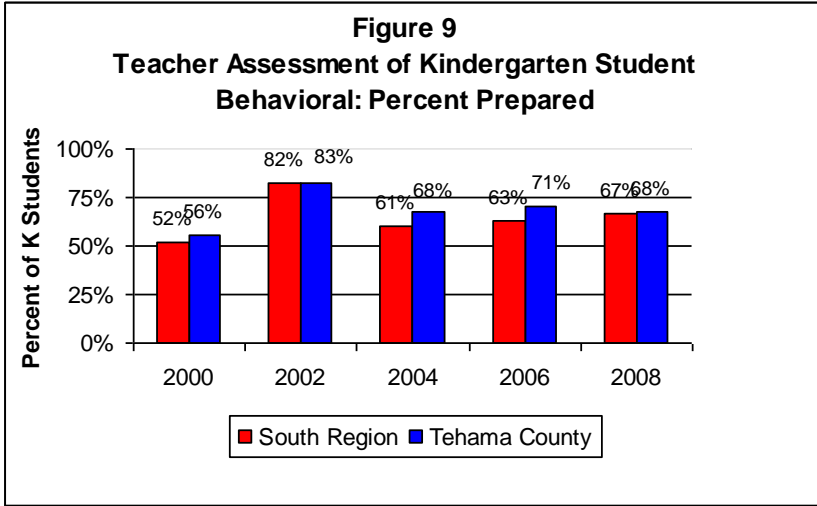
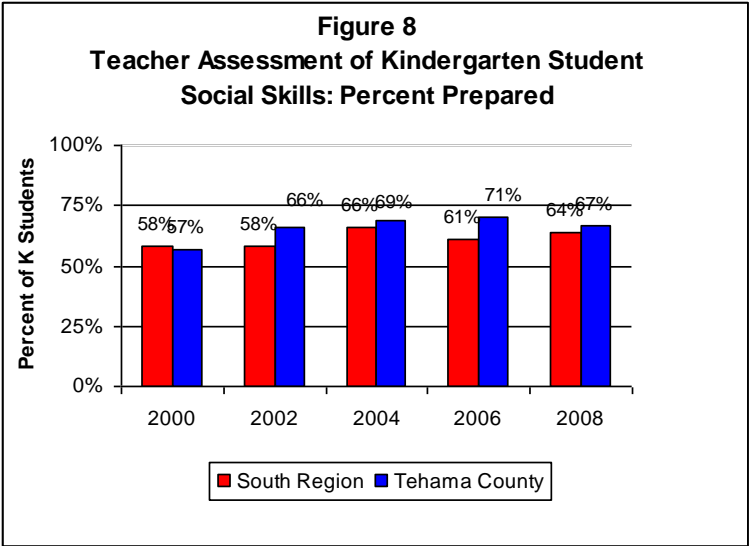
The Southern Region includes three schools in Corning (Olive View, West Street and Woodson Schools) Elkins, Kirkwood, and Richfield. In 2008, 10 of the 13 teachers in this region responding to the survey were from schools in Corning. Corning is the target of expansion of School Readiness services by First 5 Tehama and its partners.

The next set of figures compare each of the four dimensions of readiness for school for the Southern Region and the County as a whole.

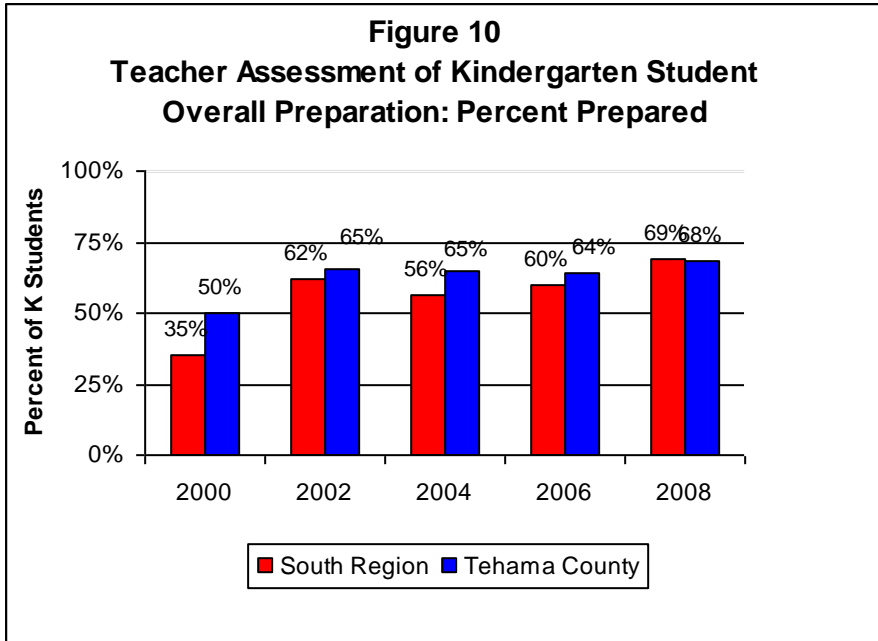


Pre-academic skills of entering Kindergarten students in the Southern Region of the county have not improved since 2002. The results for 2000 were very low on this dimension, as they were for the entire county in the first year of the survey. South County is a high need area for early care and education support, family support and other school readiness services.

Entering kindergarten students' social skills have increased from 58% prepared to 64% prepared between 2002 and 2008.



Behavioral skills of entering kindergarten students in this region have dropped from 82% prepared in 2002 to 67% prepared in 2008. A similar drop occurred countywide as well.



The last skill area, overall preparation to learn shows some growth in Southern Region entering kindergarten students from 62% prepared to 69% prepared.

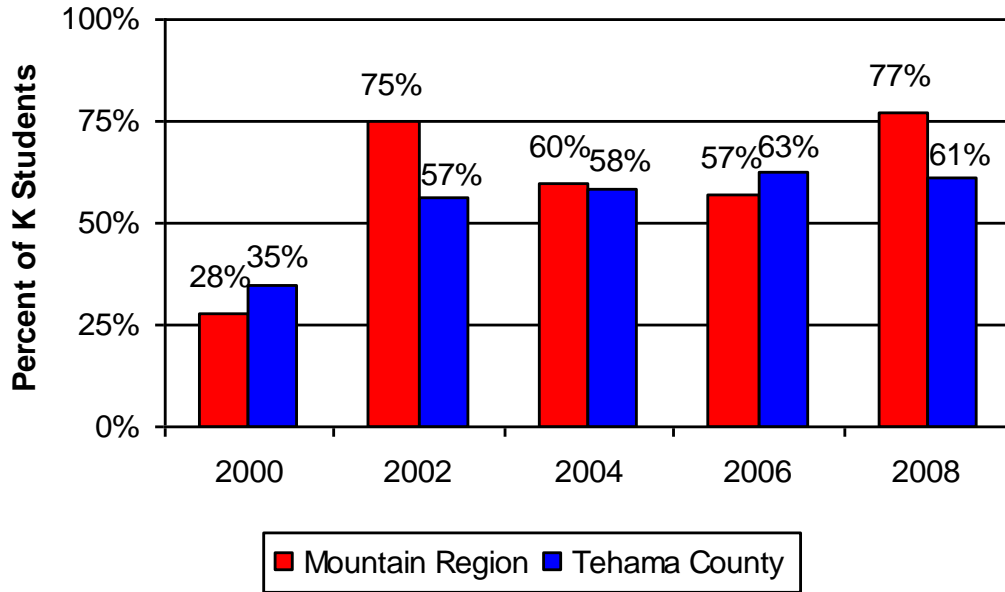
**Trends in the Mountain Region**

**Table 6**  
**Percent of Kindergarten Students Prepared: Mountain Region**

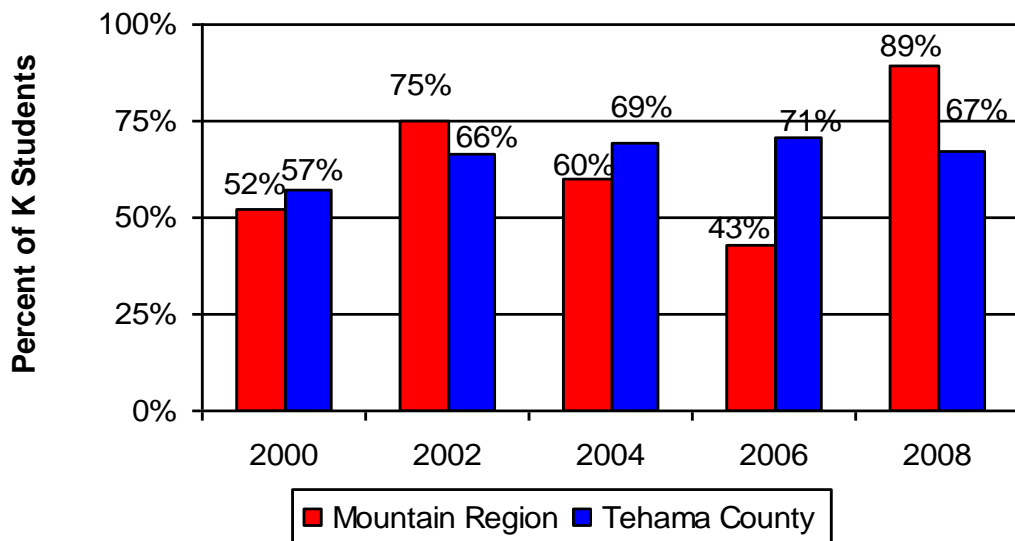
School Year	Mountain Region	Tehama County
<b>Pre Academic Skills</b>		
2000	28%	35%
2002	75%	57%
2004	60%	58%
2006	57%	63%
2008	77%	61%
<b>Social Skills</b>		
2000	52%	57%
2002	75%	66%
2004	60%	69%
2006	43%	71%
2008	89%	67%
<b>Behavioral Skills</b>		
2000	36%	56%
2002	75%	83%
2004	80%	68%
2006	43%	71%
2008	89%	68%
<b>Overall Preparedness to Learn</b>		
2000	70%	50%
2002	75%	65%
2004	60%	65%
2006	57%	64%
2008	89%	69%

The Mountain Region of Tehama County includes Manton, Mineral and Plum Valley Schools.

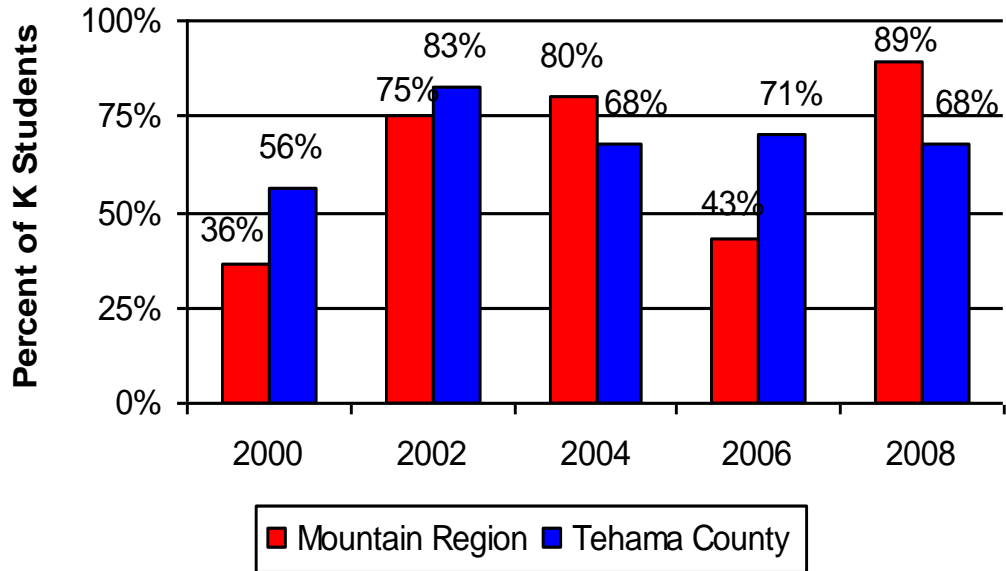
**Figure 11**  
**Teacher Assessment of Kindergarten Student**  
**Pre-Academic Skills: Percent Prepared**



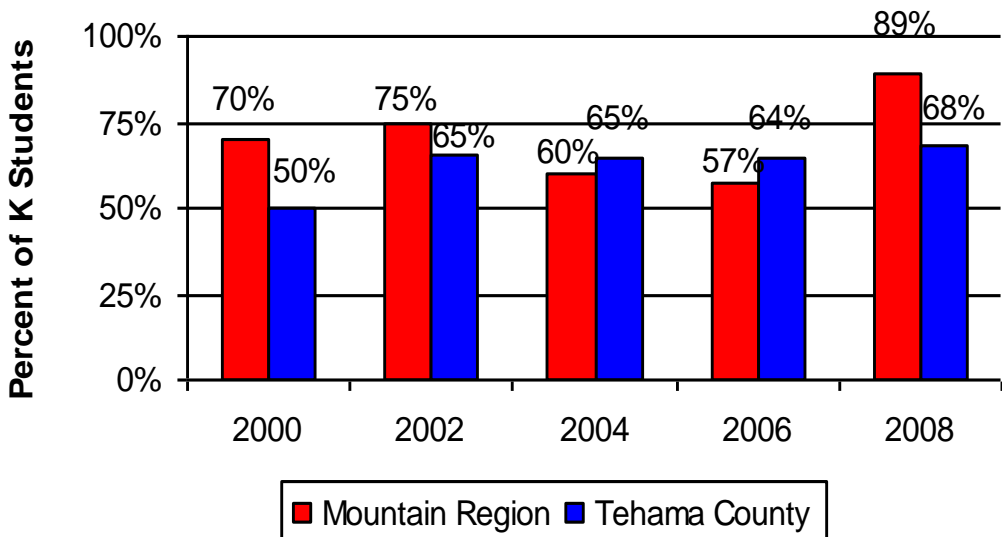
**Figure 12**  
**Teacher Assessment of Kindergarten Student**  
**Social Skills: Percent Prepared**



**Figure 13**  
**Teacher Assessment of Kindergarten Student Behavioral Skills: Percent Prepared**



**Figure 14**  
**Teacher Assessment of Kindergarten Student Overall Readiness to Learn: Percent Prepared**

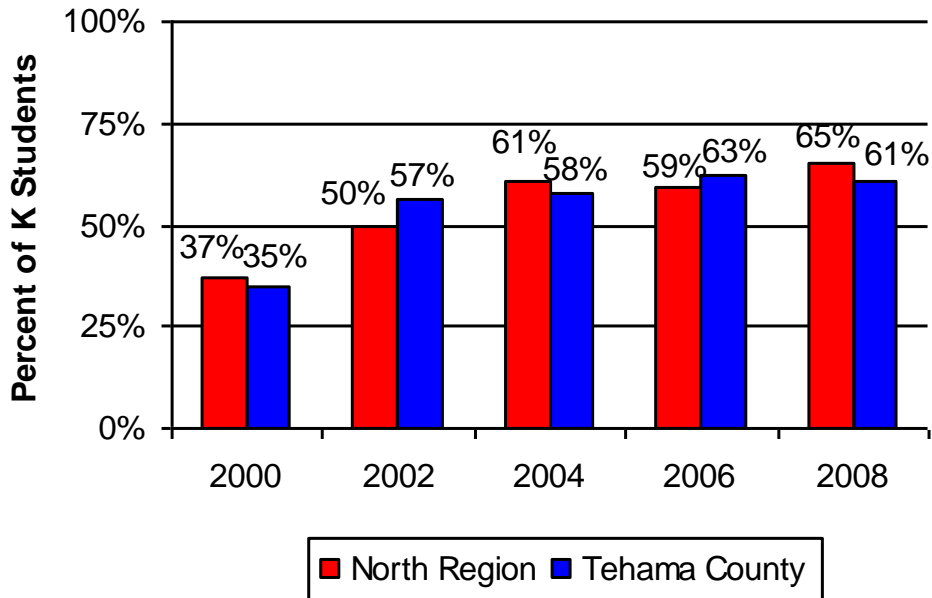


## Trends in the Northern Region

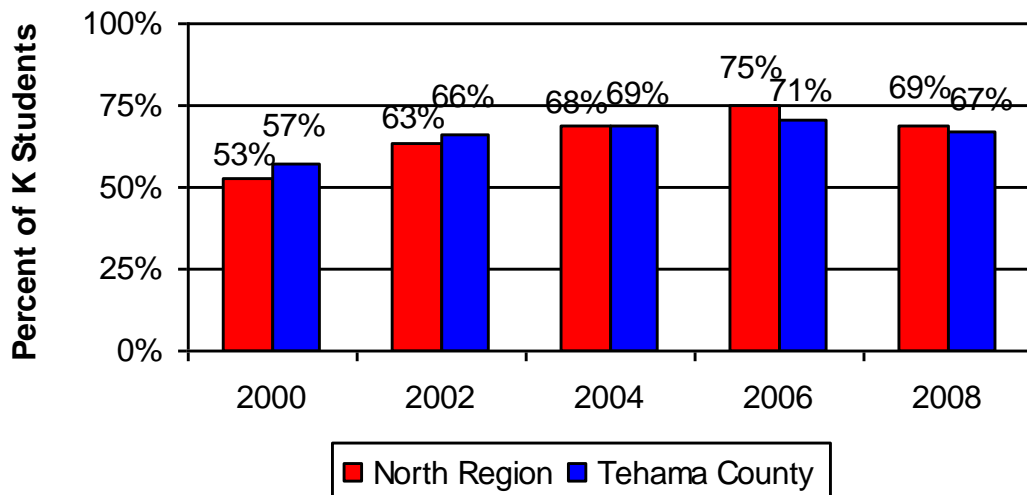
The Northern Region includes Antelope, Bend, Bidwell, Evergreen, Jackson Heights, Metteer, Reeds Creek and Sacred Heart Schools.

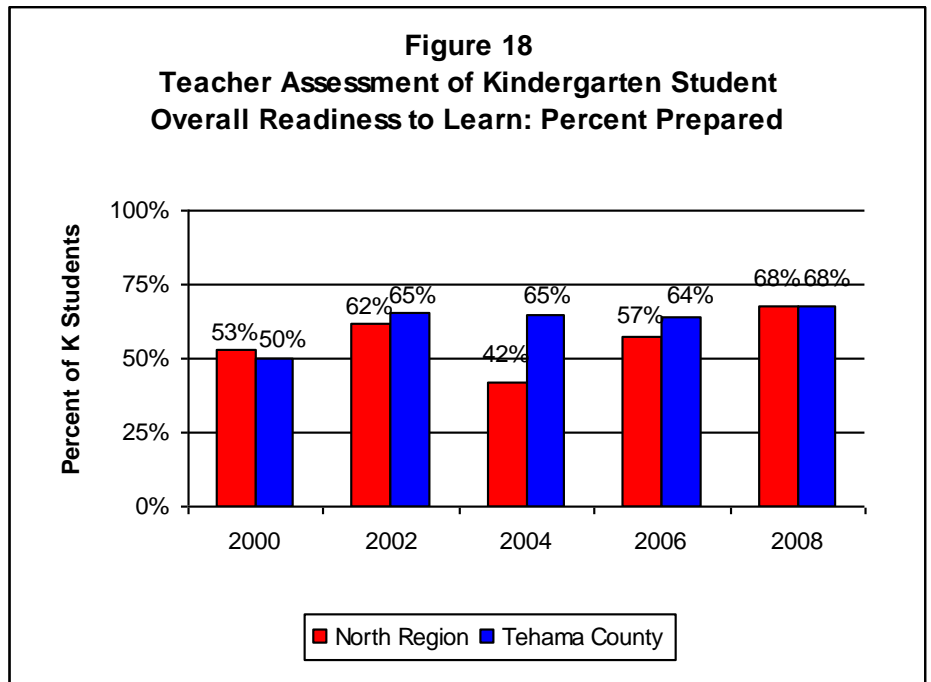
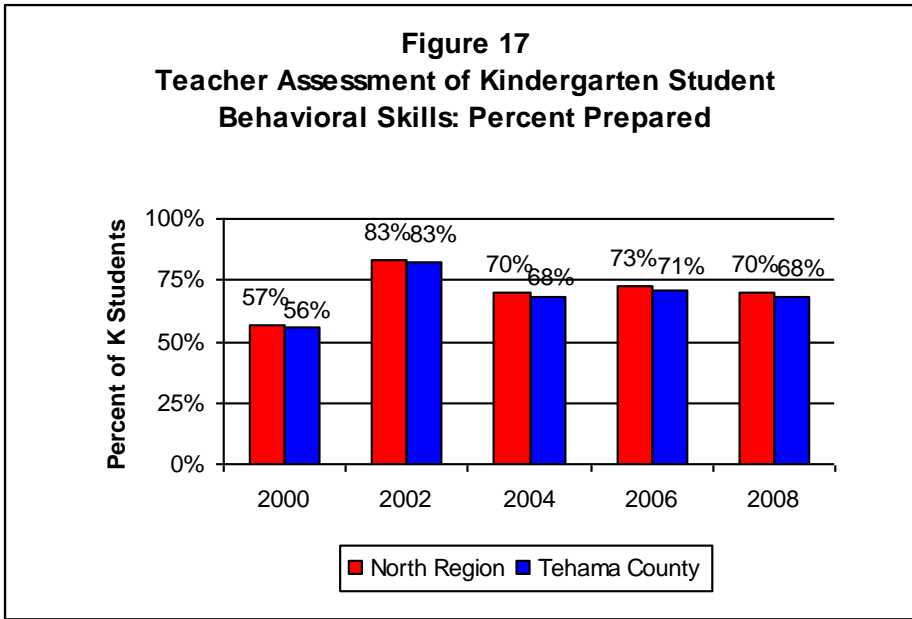
Table 7 Percent of Kindergarten Students Prepared: Northern Region		
School Year	Northern Region	Tehama County
Pre Academic Skills		
2000	37%	35%
2002	50%	57%
2004	61%	58%
2006	59%	63%
2008	65%	61%
Social Skills		
2000	53%	57%
2002	63%	66%
2004	68%	69%
2006	75%	71%
2008	69%	67%
	Northern Region	Tehama County
Behavioral Skills		
2000	57%	56%
2002	83%	83%
2004	70%	68%
2006	73%	71%
2008	70%	68%
Overall Preparedness to Learn		
2000	53%	50%
2002	62%	65%
2004	42%	65%
2006	57%	64%
2008	68%	69%

**Figure 15**  
**Teacher Assessment of Kindergarten Student**  
**Pre-academic Skills: Percent Prepared**



**Figure 16**  
**Teacher Assessment of Kindergarten Student**  
**Social Skills: Percent Prepared**





To summarize, kindergarten teachers throughout Tehama County have been responding to a survey about their students' level of preparation every two years since 2000. Since that time, there has been distinctive growth in the proportion of entering Kindergarten students in the Central region who have pre-academic skills needed for kindergarten. The Central region contains the two School Readiness sites participating in the School Readiness Project. The Southern region, which contains Corning, has not seen a change in school readiness as measured by the kindergarten teacher survey. The Commission's School Readiness Project started to serve Corning students in the 2007/08 school year.